



221 Series *LEVER-NUTS*[®]

The Next Generation of Compact Splicing Connectors



WAGO 221:

COMPACT SPLICING CONNECTORS FOR ALL WIRE TYPES

WWW.WAGO.COM/221


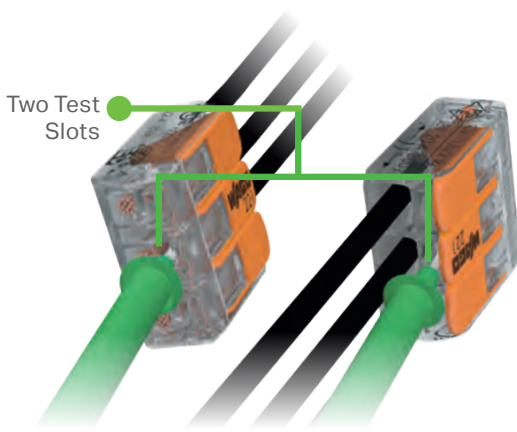


Setting new standards in electrical installations, WAGO's new 'all-around' connector is smaller and even more user friendly than its successful predecessor, the 222 Series.

The 221 Series LEVER-NUTS® user can:


- Connect any combination of solid, stranded, and flexible copper wires faster and more reliably
- Minimize space consumption in the junction box — by 40% compared to 222 Series
- Visually inspect for proper strip length and complete wire insertion through its transparent housing
- Operate comfortably and with lower operating forces by using familiar orange levers

- Nominal current: 20 A
- Rated voltage: 600 V (1000 V signs & fixtures)
- Operating temperature: 105 °C
- cULus LISTED splicing wire connector file #E69654



Easily combine various types and sizes of wires

- AWG 24 - 12 solid, stranded, flexible
- 0.14 - 4 mm² "f-st"
- 0.2 - 4 mm² "s+st"



AWG 24 - 12 600 V 105 °C operating temp	0.14 - 4 mm ² "f - st" 0.2 - 4 mm ² "s + st" 450 V / 4 kv / 2 I _N 32A T 85	AWG 24 - 12 600 V 105 °C operating temp	0.14 - 4 mm ² "f - st" 0.2 - 4 mm ² "s + st" 450 V / 4 kv / 2 I _N 32A T 85	AWG 24 - 12 600 V 105 °C operating temp	0.14 - 4 mm ² "f - st" 0.2 - 4 mm ² "s + st" 450 V / 4 kv / 2 I _N 32A T 85
2 - conductor connector, with levers		3 - conductor connector, with levers		5 - conductor connector, with levers	
Item No.	Pack Unit (subpack unit)	Item No.	Pack Unit (subpack unit)	Item No.	Pack Unit (subpack unit)
221-412	1000(10x100)	221-413	500(10 x 50)	221-415	250(10 x 25)
221-412 / VE00 - 2500	2500 (bulk)	221 - 413 / VE00 - 2500	2500 (bulk)	221-415 / VE00 - 1000	1000 (bulk)

ACCESSORIES


Expand installation flexibility by coupling the easy-to-use 221 Series LEVER-NUTS® with these mounting and fixation accessories. This mounting carrier converts the compact splicing connector into a DIN-rail or chassis mounted terminal block solution.

- **Mounting Flexibility:** horizontal or vertical, snap to DIN-rail or screw mount to flat panel
- **Open-face Design:** allows access for wiring and testing even after the connector is mounted into the carrier
- **Wire Management Features:** multiple cable tie locations; two marking surfaces; built-in spacing fingers for visual separation of potentials.




Operating Tool, for opening 221 Series levers

Item No.	Pack Unit (subpack unit)
210-102	1




Mounting carrier, 17.5 mm wide, for 2-, 3- and 5-conductor compact splicing connectors

Item No.	Pack Unit (subpack unit)
221-500	50(5x10)



Strain relief plate, 4 mm thick, for snap-on fixing to 221-500 and 222-500 mounting carrier

Item No.	Pack Unit (subpack unit)
222-505	50(5x10)



Angled DIN-rail adapter, 18.5 mm wide, in combination with 221-500 and 222-500 mounting carrier for DIN 35 rail mounting

Item No.	Pack Unit (subpack unit)
222-510	50(5x10)

Mounting Options:



Vertical mounting on DIN 35 rail with wire ties providing strain relief



Vertical mounting with strain relief plate on DIN 35 rail. Wiring locations identified by marker strips



Horizontal mounting on DIN 35 rail using angled DIN-rail adapter



Horizontal mounting with strain relief plate on DIN 35 rail using angled DIN-rail adapter



Mounting carrier with strain relief plate mounted vertically on a flat panel



Horizontal mounting with strain relief plate on flat panel. Wiring locations identified using marker strips (210-334)

Handling:



Insert connectors into the mounting carrier




Access to levers when mounted; wiring possible before and/or after inserting connectors into the carrier



Removing connector from the mounting carrier



Mounting of strain relief plate (222-505) to the mounting carrier



Snapping the angled DIN-rail adapter on the mounting carrier



Testing connectors via their front test slots, which remain accessible when mounted



LENEXA, KS

8004 Reeder St.
Lenexa, KS 66214
913.440.4477

SPRINGFIELD, MO

4319 S. National Ave.
Springfield, MO 65810
417.724.2231

ST. LOUIS, MO

2021 Congressional Dr.
St. Louis, MO 63146
314.731.4444

BLOOMINGTON, IL

1701 E. Empire St.
Bloomington, IL 61704
217.615.4440

WAGO Corporation
N120 W19129 Freistadt Road
Germantown, Wisconsin 53022
Telephone: 800 / DIN Rail (346-7245)
Fax: 262 / 255-3232
info.us@wago.com
www.wago.us

Canada
WAGO Corporation
Tel. 800/DIN Rail (346-7245)
Fax 262/255-3232
www.wago.ca

Mexico
WAGO Corporation
Queretaro
Tel. 001/800/309/5975
+ 52/442/221/5946
Fax + 52/442/221/5063
www.wago.mx

WAGO is a registered trademark of WAGO Verwaltungsgesellschaft mbH.

"Copyright – WAGO Kontakttechnik GmbH & Co. KG – all rights reserved. The content and structure of the WAGO Websites, catalogs, videos, and other WAGO media are subject to copyright. The dissemination or changing of the content of these pages and videos is not permitted. Furthermore, the content may neither be copied nor made available to third parties for commercial purposes. Also subject to copyright are the images and videos that were made available to WAGO Kontakttechnik GmbH & Co. KG by third parties."